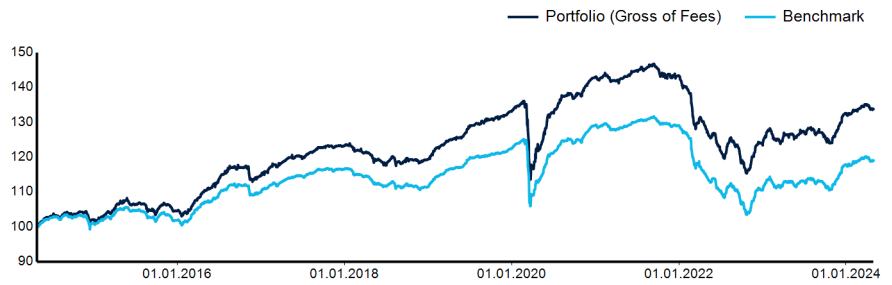


Investment profile

Invests in foreign corporate bonds in emerging markets. The sub-fund Emerging Markets Corporate Debt changed strategy January 2009 to include Emerging Markets Corporate bonds only. The benchmark from January 2009 and forward is JP Morgan Corporate Emerging Markets Bond Index Broad Diversified. Before this date, the sub-fund was a mixed fund and invested in sovereign and corporate bonds in Emerging Markets. The name was BI SICAV Emerging Markets Debt.



Return (%) (Gross of Fees)

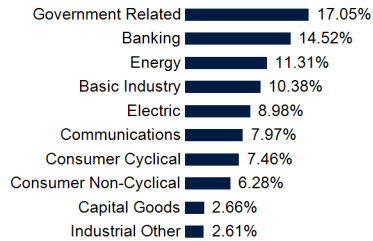
Period	YTD	1 month	SCTD* p.a.	1 year	3 years p.a.	5 years p.a.	7 years p.a.	10 years p.a.
Portfolio	0.85	-1.01	6.97	5.73				
Benchmark	0.91	-1.02	5.17	5.24				

*Strategy Change To Date

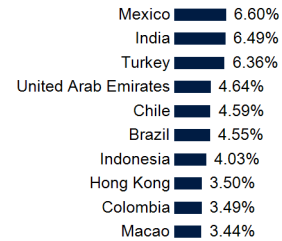
Basic Information

ISIN	LU0253262702
Sub-fund Inception Date	29-09-2006
NAV in Base Currency	365.77
Share Class Currency	EUR
Sub-fund Size (m EUR)	101
Strategy Change Date	31-12-2008

Sector Allocation



Country Allocation



Benchmark

JP Morgan CEMBI Broad Diversified hedged to EUR

Rating Distribution %

AAA	AA	A	BBB	BB	B	CCC	CC	C	NR
0.00	4.93	6.15	32.82	27.32	13.72	4.50	0.00	0.00	10.38

The largest investments in the portfolio

Name	Weight
7.75% Puma Internation 4/2029	1.18%
5.13% Vivo Energy Inve 9/2027	0.99%
Ecopetrol Sa	0.96%
9.25% Genel Energy 10/2025	0.90%
7.75% Seplat Energy 4/2026	0.89%

Risk Numbers 3 year

Risiko	Fund	Benchmark
Standard Deviation (%)	6.78	6.54
Sharpe Ratio	-0.65	
Information Ratio	-0.42	
Tracking Error (%)	1.18	

Risk and reward profile



Risk

Standard Deviation measures the variation of returns over a period of time. If the returns in average are close to the expected return, the Standard Deviation is low. If the returns in average are far from the mean, it is high. Typically bond funds have a lower Standard Deviation than equity funds.

Sharpe Ratio expresses how much a return on investment has generated compared to the historical risk. The figure is being used as a comparative figure to rank different riskadjusted returns on investment. The higher the Sharpe Ratio, the better riskadjusted returns on investment.

Information Ratio expresses how much outperformance a fund has generated in relation to the risk that has been relative to the benchmark. Information Ratio indicates the quality of the riskadjusted to outperformance of a fund. The higher the Information Ratio, the better riskadjusted performance on investment.

Tracking Error expresses the variation in the difference between the returns of the fund and the corresponding benchmark. Tracking Error is an expression of the Standard Deviation of the excess return. A low Tracking Error is equal to low volatility of the monthly performance, and a high Tracking Error is equal to high fluctuations.

Please note that there are no risk key figures for funds that are less than three years old. The Risk Numbers are calculated in EUR.

The sub-fund mentioned is part of BI SICAV, an open-ended Luxembourg-based investment company (Société d'Investissement à Capital Variable), validly formed and existing in accordance with the laws of Luxembourg and with the Directive 2009/65/EC of the European Parliament and of the Council of 13 July 2009. BI SICAV is regulated by Luxembourg law and supervised by Commission de Surveillance du Secteur Financier in Luxembourg. The investment manager of BI SICAV is BI Asset Management Fondsmæglerselskab A/S, an investment company regulated by Danish law, licensed and supervised by the Danish Financial Supervisory Authority - Finanstilsynet. The custodian of the assets of BI SICAV is RBC Investor Services Bank S.A. BI SICAV is promoted by BI Holding A/S, a Danish limited liability company regulated by Danish law. BI Asset Management Fondsmæglerselskab A/S is 100% owned by BI Holding A/S. SEB AG, Frankfurt Branch is appointed representative and paying agent in Germany, RBC Investor Services Bank S.A., Esch-sur-Alzette, Zurich Branch is appointed representative and paying agent in Switzerland. The legal background for the purchasing of shares of BI SICAV is the current prospectus, or the current Key Investor Information Document, accompanied by the latest annual report and the latest semi-annual report published after the latest annual report. These documents can be obtained free of charge from BI SICAV or BI Asset Management Fondsmæglerselskab A/S. The documents can also be obtained electronically from the website <www.bankinvest.com>, from authorized distribution agencies or from the appointed representative and paying agent in Germany, SEB AG, Frankfurt Branch, Ulmenstraße 30.D-60325 Frankfurt am Main and in Switzerland, RBC Investor Services Bank S.A., Esch-sur-Alzette, Zurich Branch, Badenerstrasse 567, Postfach 101, CH-8066 Zürich. The content in this report is for general information only. No information in the report constitutes investment advice and should not be relied upon as a basis for an investment decision or as a recommendation for an investment. The BankInvest Group does not accept liability for the completeness or accuracy of the information in this report. The return and key figures in the report have been calculated on basis of the latest available information and the return and key figures may be corrected subject to future information with past settlement date. Past performance is no indication of current or future performance and past performance is not necessarily a guide to the future. Investors may not get back the full amount invested. A transaction involving a foreign exchange transaction may be subject to fluctuations of currency values which may affect the value of the investment. The value of shares can fluctuate and is not guaranteed. Investments in Emerging Markets involve a higher element of risk.